



## Just For Fun Activities




### Cubic Ice

Cubic ice, (Ice 1c) is one of the twelve structures of ice identified by scientists. Cubic ice cubes can be created with as few as ten molecules, while hexagonal ice requires twelve. Check the 3D Molecular Designs website for more information on ice and how to construct some of the twelve different structures of ice. To create a Cubic Ice cube, follow the directions for either the *Step Method* or the *Pattern Method* (on the next page).




### Step Method


1. Create the body of a dragon as shown in the first picture.



2. Add ears and wings to the dragon as shown in the second picture.  
*Note: the hydrogen atoms should point down on both the ears and wings.*



3. Connect each ear to a wing as shown in the third picture.



4. Remove the tail and place the final piece to create the cube as shown in the fourth picture.





## Just For Fun Activities (continued)

### Pattern Method

Create a Y and a ring using the pattern below. Without rotating the Y, place it on top of the ring.

