




Just For Fun Activities (continued)

Snowflakes

Scientists have described twelve structures of ice, many of which can be constructed with the Water Kit®. To form a six-sided snowflake, you will need 6 or 7, 1-Cup Water Kits®.




Hexagonal Snowflakes



Make 6 or 7 ice cubes following the hexagonal ice instructions. Your cubes should look like the picture on the right.

Connect your Hexagonal Ice cubes to form a hexagon. Each cube will be oriented the same way.

If you have problems creating a hexagon, then try to connect six cubes around a center cube.



If you only have six cups, then remove the center cube and rotate it to complete the outer hexagon.



Without a center cube, which requires the seventh cup of the Water Kit®, this structure is not very strong.

Other Ice Crystals

If you do not create uniform cubes, it may be difficult to connect several cubes, and you will be unable to produce a six-sided snowflake. It is possible to create larger ice crystals by connecting several of the cubic ice cubes and some of the other twelve forms of ice described by scientists. Information on constructing other forms of ice will be posted on the 3D Molecular Designs website as they become available.

